


The Composite Door Collection

**YOUR
NEW
DOOR
STORE**

4 panel 2 square



Door Colours



Red Black Chartwell Grey Duck Egg Blue Darkwood White Blue Cream Black Brown Poppy Red (High Gloss) Green Oak

Glass Designs



Classic
(no pattern required)

Finesse
(no pattern required)

Zinc Art Abstract
(no pattern required)



Zinc Art Elegance
(no pattern required)



Flair
(no pattern required)



Art Clarity
Brass or Zinc
(no pattern required)




4 panel 2 square
in Black,
with Classic contemporary furniture,
and Finesse glass



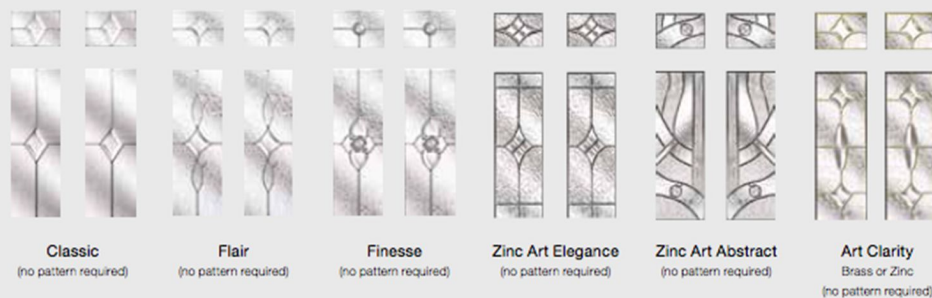
2 panel 4 square



Door Colours




Glass Designs




2 panel 4 square
*In Duck Egg Blue,
 with graphite Fab and Fix furniture,
 and Flair glass*

3 Diamond



Door Colours



Glass Patterns




3 diamonds
in Chartwell Green
with Long Bow contemporary furniture,
and Taffeta™ glass


2 panel 2 square



Door Colours



Glass Designs



2 panel 2 square
*in Poppy Red (high gloss),
 with chrome Fab and Fix furniture
 and Zinc Art Clarity glass*

Circle



Door Colours



Red Black Chartwell Grey Duck Egg Blue Darkwood White Blue Cream Black Brown Poppy Red (High Gloss) Green Oak

Glass Designs




Classic
(no pattern required)



Flair
(no pattern required)



Finesse
(no pattern required)



Murano
Blue, Green, Red or Black



Crystal Harmony
Blue, Green, Red or Frost



Zinc Art Elegance
(no pattern required)




Zinc Art Abstract
(no pattern required)



Art Clarity
Brass or Zinc
(no pattern required)



Crystal Bohemia
Blue, Green, Red or Frost



Mackintosh Rose



Fleur



English Rose



Crystal Tulip Arch
(only on Stippolyte)




Circle
in Cream,
with Long Bow contemporary furniture,
and Zinc Art Abstract glass

2 panel 2 arch



Door Colours



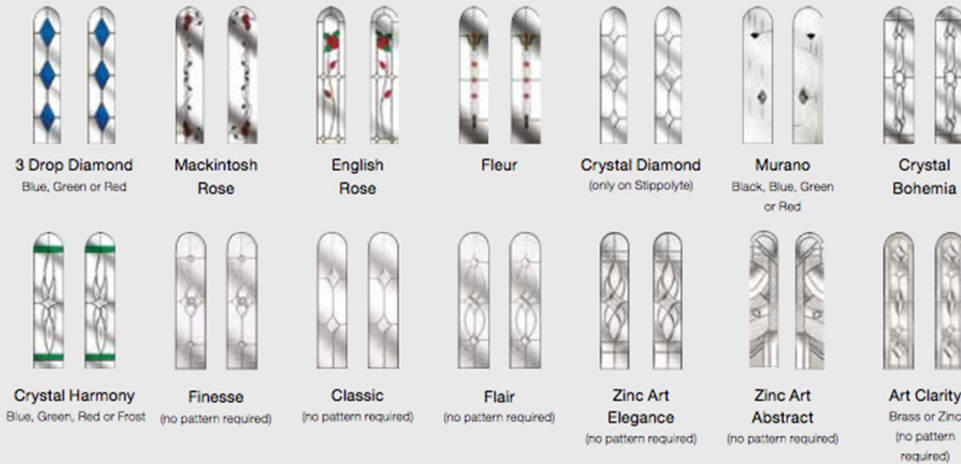
2 panel 2 angle



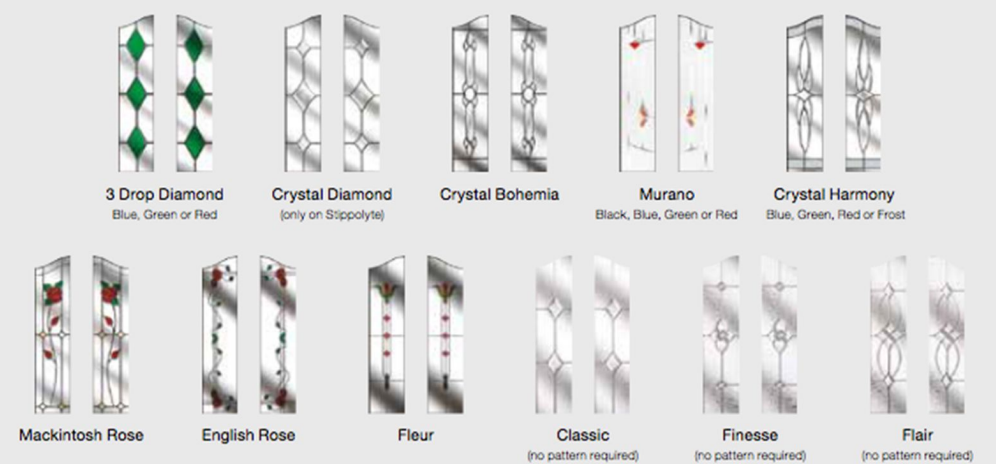
Door Colours



Glass Designs




Glass Designs



4 panel sunburst



Door Colours



Red Black Chartwell Grey Duck Egg Blue Darkwood White Blue Cream Black Brown Poppy Red (High Gloss) Green Oak

Glass Patterns



Satin Autumn™ Minster™ Everglade™ Mayflower™ Contora™ Taffeta™ Pelerine™ Warwick™



Planet friendly

Door-Stop doors were the first ever to be certified with an energy rating, and a bespoke energy certificate is issued with every door we make. Whilst the requirement in the UK is to be G rated or better,* any door we make can be configured to achieve a rating between A and C. The energy saving you feel can be enhanced further with the thermal glass upgrade option.

GRP - the longest product lifespan

Door Type	Expected Life	Maintenance
Softwood Door	25 Years	Paint, 5 Years
Hardwood Door	35 Years	Paint, 5 Years
Steel Composite Door	30 Years	Wipe Clean
PVC Composite Door	25 Years	Wipe Clean
GRP Composite Door	35 Years	Wipe Clean
PVC Panel Door	20 Years	Wipe Clean

3 square




Door Colours



Red Black Chartwell Grey Duck Egg Blue Darkwood White Blue Cream Black Brown Poppy Red (High Gloss) Green Oak

Glass Designs



Flair
(no pattern required)

Finesse
(no pattern required)

Zinc Art Elegance
(no pattern required)

Zinc Art Abstract
(no pattern required)




3 square
in Chartwell Green
with Square contemporary furniture
and Flair glass



1 square



Door Colours



Red Black Chartwell Grey Duck Egg Blue Darkwood White Blue Cream Black Brown Poppy Red (High Gloss) Green Oak

Cottage halfglaze



Door Colours



Red Black Chartwell Grey Duck Egg Blue Darkwood White Blue Cream Black Brown Poppy Red (High Gloss) Green Oak

Glass Patterns




Stippolyte™ Cotswold™ Chantilly™ Digital™ Flemish™ Charcoal Sticks™ Florielle™ Oak™



Satin Autumn™ Minster™ Everglade™ Mayflower™ Contora™ Taffeta™ Pelerine™ Warwick™

Glass Designs



2x3 Drop Diamond Blue, Green, Red
Crystal Diamond (only on Stippolyte)
Crystal Harmony Blue, Green, Red or Frost
Mackintosh Rose
Fleur
English Rose




Crystal Bohemia Blue, Green, Red or Frost
Murano Blue, Green, Red or Black
Brass Art Clarity (no pattern required)
Zinc Art Elegance (no pattern required)
Zinc Art Abstract (no pattern required)

4 square



Door Colours



Red Black Chartwell Grey Duck Egg Blue Darkwood White Blue Cream Black Brown Poppy Red (High Gloss) Green Oak

Glass Designs



Flair
(no pattern required)

Finesse
(no pattern required)

Zinc Art Elegance
(no pattern required)

Zinc Art Abstract
(no pattern required)




4 square
in Grey
with Long Bar contemporary furniture
and Finesse glass

2 panel 2 square 1 arch



Door Colours



Red Black Chartwell Grey Duck Egg Blue Darkwood White Blue Cream Black Brown Poppy Red (High Gloss) Green Oak

Glass Designs



Crystal Tulip Arch
(only on Stippolyte)



Crystal Diamond
(only on Stippolyte)



Classic
(no pattern required)



Finesse
(no pattern required)



Flair
(no pattern required)



Murano
Black, Blue, Green or Red




Zinc Art Elegance
(no pattern required)



Zinc Art Abstract
(no pattern required)



Art Clarity
Brass or Zinc
(no pattern required)



Colour coding

The weather bar that sits at the bottom of the door works hard to keep water outside. Door-Stop's colour coded range of weather bars are fitted to every door, and seamlessly blend into the appearance of your new door.



4 panel



6 panel



Door Colours



Red Black Chartwell Grey Duck Egg Blue Black Brown




Blue White Darkwood Poppy Red Cream Oak Green

Door Colours



Red Black Chartwell Grey Duck Egg Blue Black Brown



Blue White Darkwood Poppy Red Cream Oak Green

Twin side




Door Colours



Red Black Chartwell Grey Duck Egg Blue Darkwood White Blue Cream Black Brown Poppy Red (High Gloss) Green Oak

Glass Designs



Crystal Diamond (only on Stippolyte) Murano Black, Blue, Green, Red Zinc Art Elegance (no pattern required) Classic (no pattern required) Finesse (no pattern required) Flair (no pattern required) Zinc Art Abstract (no pattern required) Art Clarity Brass or Zinc (no pattern required)




**Twin Side
in Blue**

chrome stainless steel furniture
and Murano (blue) glass

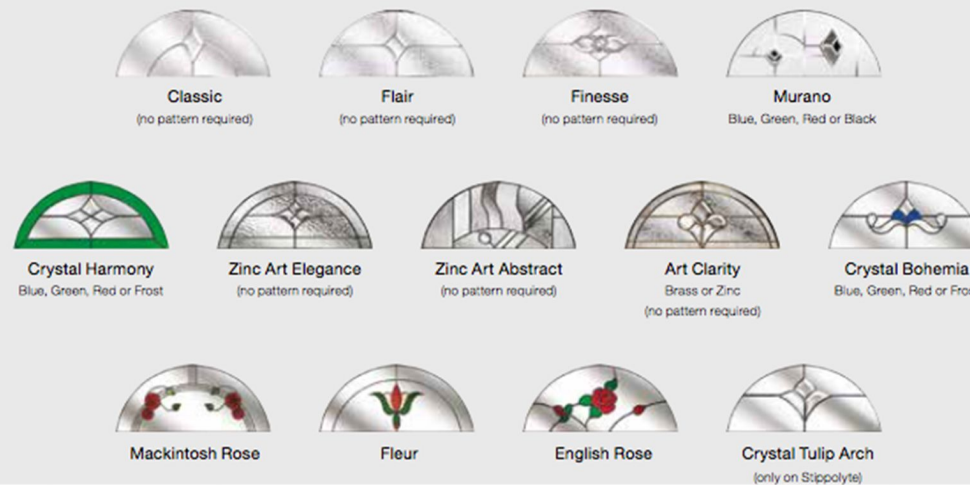
4 panel 1 arch




Door Colours



Glass Designs



Cottage



2 panel sunburst



Only Available in White

Door Colours



Red Black Chartwell Grey Duck Egg Blue Black Brown



Blue White Darkwood Poppy Red Cream Oak Green



Stippolyte™ Cotswold™ Chantilly™ Digital™ Flemish™ Charcoal Sticks™ Florielle™ Oak™




Satin Autumn™ Minster™ Everglade™ Mayflower™ Contora™ Taffeta™ Pelerine™ Warwick™

2 panel 1 square




Door Colours



Red Black Chartwell Grey Duck Egg Blue Darkwood White Blue Cream Black Brown Poppy Red (High Gloss) Green Oak

Glass Designs



2x3 Drop Diamond Blue, Green, Red
Crystal Diamond (only on Stippolyte)
Crystal Harmony Blue, Green, Red or Frost
Mackintosh Rose
Fleur
English Rose



Crystal Bohemia Blue, Green, Red or Frost
Murano Blue, Green, Red or Black
Brass Art Clarity (no pattern required)
Zinc Art Elegance (no pattern required)
Zinc Art Abstract (no pattern required)



Hurricane tested

The average rainfall in the UK is between 700mm a year in East Anglia and 3,000mm a year in the Scottish Highlands.* So we've designed our doors to be fully protected against extreme weather conditions.

Door-Stop doors are tested in a pressurized chamber to simulate gusting winds starting at 63 miles an hour and up to 80 miles an hour - that's stronger than a hurricane. Then they are tested further by spraying two litres of water every minute directly at the door in their test chamber - that's a serious amount of rain. So even when it's cats and dogs out there, your door will keep you snug and dry.

WATERTIGHTNESS

Tested in accordance with
BSEN 1027: 2000


AIR PERMEABILITY

Tested in accordance with
BSEN 1026: 2000


WIND RESISTANCE

Tested in accordance with
BSEN 12211: 2000

Diamond



Door Colours



Glass Patterns



GU Slam Lock

All Door-Stop doors fitted with contemporary hardware are supplied with the GU 'Slam Lock'. This lock features bolts (see above) rather than hooks, that engage the moment the door is closed.

To lock the door from the inside the user turns the key or, if it's been fitted, the thumbturn. From the outside the door can only be opened with a key.

See **Page 64** for a full contemporary furniture guide.

2 panel 1 arch



Door Colours



Red Black Chartwell Grey Duck Egg Blue Darkwood White Blue Cream Black Brown Poppy Red (High Gloss) Green Oak

Glass Designs



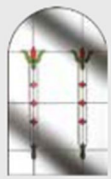
Crystal Harmony
Blue, Green, Red or Frost



Crystal Eternity
(only on Stipplyte)



Mackintosh Rose



Fleur



English Rose



Crystal Bohemia
Blue, Green, Red or Frost



Murano
Blue, Green, Red or Black



Brass Art Clairty
(no pattern required)



Zinc Art Elegance
(no pattern required)



Zinc Art Abstract
(no pattern required)



2 panel 1 arch
in Black
with chrome stainless steel furniture
and Zinc Art Elegance glass

Ayres Quay
Sunderland
SR4 6BY
0800 049 9209

info@base-uk.com

**YOUR
NEW
DOOR
STORE**